



**St Robert's Catholic Primary School**  
**Ysgol Gynradd Gatholig Sant Robert**



To access any of the links below ([underlined in blue](#)). Please hover cursor over it and hold ctrl and click.

**Home Learning Project WEEK 2 - On the farm**



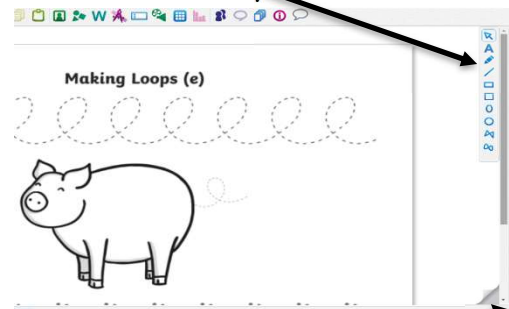
**Maths Tasks**

If your child can do **all** these independently and consistently then let me know via dojo and I can tell you what skills they can go onto.

- Practise counting aloud to 20/then 30.
- Practise counting backwards from 15/then 20
- Trace over digits 1 - 5, then go onto 10, once steady try copying them.
- Order numbers 1 - 10/15/20.
- Compare numbers to 10/15/20
- Making sets to 10
- Pattern making. Log onto Hwb- shared files and complete the farm animal patterns. There are 2 levels: pattern of 2 then pattern of 2 and 3. **You will need to select the EDIT icon before you can move the pictures. Don't forget to save your work!**
- Go over your learn it's:-  
 $1 + 1 = 2$  (say 3 times) cows go moo  
 $2 + 2 = 4$  .....tap the floor  
 $3 + 3 = 6$  .....let's give it a mix  
 $4 + 4 = 8$  ..... Don't be late  
 $5 + 5 = 10$  ..... cluck like a hen
- Count two piles of objects (within 6) how many altogether? Can they move them together and count them all for the answer.
- Don't forget to keep saying the days of the week song and saying months of the year.
- Try the maths games on this website [Crickweb](#)
- Count the farm objects and match up to the correct number using the pen tool. In Hwb - shared files - Farmyard counting. **You will need to select the EDIT icon before you can draw on the lines. Don't forget to save your work!**

**Writing Tasks**

- Keep practising those writing patterns and letter formation - go over highlighted shapes, letters and numbers. It's helpful to put a black dot on the highlighted letter so they know where to start for proper formation.
- Keep strengthening those finger muscles by doing lots of threading, play dough and snipping/cutting with a scissors.
- Log onto Hwb - shared files - Fine motor sheets. **You will need to select the EDIT icon before you can draw on the lines. Don't forget to save your work! Use the pen tool to go over the lines,**



For more pages turn the paper corner


- After listening to the Topsy and Tim story (reading area) ask your child what their favourite part was, get them to draw it and trace over/copy a sentence to describe the picture.

Phonics Tasks	Reading Tasks
<ul style="list-style-type: none"> <li>Daily phonics - Practice the sounds your child is working on (you can find the songs <a href="#">here</a> for single sounds) and blend words. This can be oral blending (e.g. spoken out loud c-a-t) or written if appropriate. <a href="#">Interactive games here</a> and <a href="#">here</a></li> <li>What letter sounds can your child hear in these farm animal words - pig, cow, horse, sheep, barn, farmer, hen,</li> <li>Play a game where they need to find objects around the house that start with these letters m d g o c k</li> <li>Make a simple game of bingo using d m g o c k. Each player writes 4 of the letters in a grid. Make calling cards for the 6 letters, turn over a card and cover it with a counter or button if you have it.</li> <li>Make a simple game of pairs with d m g o c k. Make two sets of each letter on a square of card. Turn them over so you can't see them, jumble them up and when it's your go choose 2 cards to see if they match. Keep it if they do and have another go. If they don't match then turn them back over and try and remember where they are to win pairs. Great memory practise!!</li> </ul>	<ul style="list-style-type: none"> <li>This week's story <a href="#">Topsy and Time at the farm.</a></li> <li>Talk about the book, ask questions such as: - Where did they visit first? How many eggs did they need? How many ducks, geese etc were there? Where did they visit next? How did Topsy feel?</li> <li>Keep using your account at <a href="#">Oxford Owl</a>. This will allow you child to access free e-books they can read. Try the age group 3-4 as this will give you wordless e-books for great discussion about what is happening on each page.</li> <li>Story sequencing activity - Log onto Hwb - Shared Files - Topsy and Tim sequencing. Put the story in the correct order. <b>You will need to select the EDIT icon before you can move the pictures. Don't forget to save your work!</b></li> <li>Listen to more farm related stories from your collection at home or click on the links below for a selection from youtube <a href="#">Farmer Duck</a> <a href="#">A Day on the Farm</a> <a href="#">Mrs Wishy Washy's farm</a> <a href="#">Big Red Barn</a></li> </ul>


**Learning Project**

**Please can you choose at least 2 activities to do over the fortnight**


- Make some farm animal craft - here's some ideas below!



Using toilet rolls



Using paper plates



Using hand and foot prints

- Learn the welsh words for some farm animals. Watch this [video](#) then log onto Hwb - Shared files - Anifeiliaid y fferm activity. Add the correct picture from the animal category to each page on the MIX document (I've done the first one for you) - press the green play arrow to listen to the pronunciation. Don't forget to save your work!



- Try doing the Mothers and their Young activity & Shadow matching activity on Hwb - Shared Files. Draw a line using the pen tool. You'll need to select EDIT before you can draw a line to match them. Don't forget to save your work!
- Add the following amounts of farm animals to Old McDonalds Farm background on JIT - shared files.  
4 cows, 3 pigs, 2 horses, 5 chickens and 3 sheep.

Don't forget to use the plus and minus icons to use different size animals and the arrow icon to get them facing different ways!



- Try these fun [Topsy and Tim at the farm games](#) on cbeebies website!
- Practise those lovely singing voices by joining in with this great [Old McDonald had a farm song](#)
- Get moving and singing by joining in with this groovy time on BBC school radio called [Jiggy Pig](#)
- Think about the different noises farm animals make. You can either draw your animals and trace over/copy the sound they make in a speech bubble OR you can use JIT MIX - use a stamp and use the microphone tool to record the noise the animal makes. Press the add sign to make a new page for another animal and their sound.

## Philosophy at home!

Take some time to talk to your child and discuss some of the questions below.  
What do you think? Can you give reasons for choice?

Look at this painting called 'Milking time' by Winslow Homer. Can your child tell you what they see, then can they turn those statements into questions to talk about.



Would you rather....

Live on a farm with lots of animals or  
live in a big house with lots of toys?



## Worship at Home

Gather as a family and play some quiet music and follow the guided meditation in the home pack or use the [Prayers for Home](#) on the Ten:Ten website.

**Pray at regular times in the day -**

Morning - 'Good morning Lord we praise your Holy name...

Grace Before Meals - 'Bless us O God as we sit together ...

Grace After Meals - 'Thank you God, for the food we have eaten ...

Night Prayer - 'Now the day is over ...

Say a decade of the [Rosary](#) as a family.

## Additional learning resources parents may wish to engage with

[Classroom Secrets Learning Packs](#) - These packs are split into different year groups and include activities linked to reading, writing, maths and practical ideas you can do around the home.

[Twinkl](#) - to access these resources click on the link and sign up using your own email address and creating your own password. Use the offer code UKTWINKLHELPS.

[Phonics play](#) - great games linked to the different phases of phonics

[Pobble365](#) - the images on here are changed daily. Underneath are activities pupils can complete linked to writing, grammar etc.

[Woodlands Junior](#) - is great for research!

[Researchify](#) - a search engine which provides relevant and appropriate search results for children.

BBC Bitesize has some good videos and guides as well as some games that children can play online [BBC Bitesize Foundation Phase](#)